



NSSE 2022 Consortium Report

Council for Christian Colleges & Universities

Regent University

This page intentionally left blank.

First-Year Students

Item wording or description	Variable name	Values ^c	Response options	Frequency Distributions ^a				Statistical Comparisons ^b		
				Regent		CCC&U		Regent	CCC&U	Effect size ^d
				Count	%	Count	%	Mean	Mean	
1. How much do you agree or disagree with the following statements?										
a. I have a personally meaningful relationship with God.	CCC01a	1	Strongly disagree	3	2	63	2	4.7	4.3 ***	.39
		2	Disagree	1	0	75	2			
		3	Neither agree/disagree	10	4	356	10			
		4	Agree	34	16	1,137	33			
		5	Strongly agree	156	77	1,810	52			
		Total		204	100	3,441	100			
b. My relationship with God contributes to my sense of well-being.	CCC01b	1	Strongly disagree	2	1	61	2	4.7	4.3 ***	.38
		2	Disagree	2	1	86	2			
		3	Neither agree/disagree	10	4	330	10			
		4	Agree	33	16	1,102	32			
		5	Strongly agree	156	77	1,856	54			
		Total		203	100	3,435	100			
c. The way I do things from day to day is often affected by my relationship with God.	CCC01c	1	Strongly disagree	3	1	73	2	4.5	4.1 ***	.42
		2	Disagree	7	4	164	5			
		3	Neither agree/disagree	15	7	540	16			
		4	Agree	39	19	1,245	36			
		5	Strongly agree	139	69	1,417	41			
		Total		203	100	3,439	100			
d. Even if the people around me were opposed to my Christian convictions, I would still hold fast to them.	CCC01d	1	Strongly disagree	2	1	61	2	4.7	4.2 ***	.48
		2	Disagree	2	1	57	2			
		3	Neither agree/disagree	13	6	485	14			
		4	Agree	33	16	1,208	35			
		5	Strongly agree	151	77	1,622	48			
		Total		201	100	3,433	100			
e. I believe that I need to be open to consider new insights and truths about my faith.	CCC01e	1	Strongly disagree	6	3	40	1	4.2	4.1	.05
		2	Disagree	3	2	59	2			
		3	Neither agree/disagree	31	15	488	15			
		4	Agree	71	35	1,580	46			
		5	Strongly agree	91	45	1,257	37			
		Total		202	100	3,424	100			
f. General education (Liberal Arts) courses at this institution help students develop values that are consistent with faith in Jesus Christ.	CCC01f	1	Strongly disagree	5	2	64	2	4.3	3.9 ***	.41
		2	Disagree	2	1	141	4			
		3	Neither agree/disagree	31	14	777	23			
		4	Agree	59	29	1,474	43			
		5	Strongly agree	106	53	974	28			
		Total		203	100	3,430	100			
g. Courses in my major have helped me think about how Christian values relate to my future profession.	CCC01g	1	Strongly disagree	4	2	76	2	4.4	4.0 ***	.45
		2	Disagree	3	1	149	4			
		3	Neither agree/disagree	16	7	585	17			
		4	Agree	64	30	1,416	41			
		5	Strongly agree	117	59	1,197	35			
		Total		204	100	3,423	100			

First-Year Students

Item wording or description	Variable name	Values ^c	Response options	Frequency Distributions ^a				Statistical Comparisons ^b		
				Regent		CCC&U		Regent	CCC&U	Effect size ^d
				Count	%	Count	%	Mean	Mean	
h. When appropriate, professors here take time to talk about their values and personal beliefs in class.	CCC01h	1	Strongly disagree	11	6	33	1	3.8	4.1 ***	-.30
		2	Disagree	7	4	115	3			
		3	Neither agree/disagree	41	20	497	15			
		4	Agree	83	40	1,627	47			
		5	Strongly agree	61	30	1,146	33			
		Total		203	100	3,418	100			
i. Faculty here interact with students outside of class in ways that help us clarify our personal values.	CCC01i	1	Strongly disagree	10	6	61	2	3.5	3.7 ***	-.29
		2	Disagree	9	5	225	6			
		3	Neither agree/disagree	91	45	1,042	31			
		4	Agree	57	26	1,357	40			
		5	Strongly agree	37	18	731	21			
		Total		204	100	3,416	100			
j. There is an environment on this campus that encourages me to develop values which reflect my faith in Jesus Christ.	CCC01j	1	Strongly disagree	4	2	58	2	4.0	4.2	-.16
		2	Disagree	3	2	75	2			
		3	Neither agree/disagree	52	26	445	13			
		4	Agree	64	32	1,475	43			
		5	Strongly agree	78	38	1,359	39			
		Total		201	100	3,412	100			
k. At my institution, I am challenged to think about issues from a Christian perspective.	CCC01k	1	Strongly disagree	4	2	45	1	4.5	4.2 ***	.31
		2	Disagree	1	0	61	2			
		3	Neither agree/disagree	16	7	392	12			
		4	Agree	59	30	1,504	44			
		5	Strongly agree	123	61	1,407	41			
		Total		203	100	3,409	100			
l. This institution has helped me to critically evaluate whether or not my behavior is consistent with Christian values.	CCC01l	1	Strongly disagree	5	3	59	2	4.3	4.0 ***	.25
		2	Disagree	4	2	124	4			
		3	Neither agree/disagree	24	11	542	16			
		4	Agree	68	34	1,535	45			
		5	Strongly agree	103	50	1,139	34			
		Total		204	100	3,399	100			
m. This institution encourages students to worship God in meaningful ways.	CCC01m	1	Strongly disagree	3	2	43	1	4.4	4.3 **	.21
		2	Disagree	1	0	60	2			
		3	Neither agree/disagree	16	7	337	10			
		4	Agree	66	34	1,482	43			
		5	Strongly agree	117	57	1,479	44			
		Total		203	100	3,401	100			
n. As a result of my experience at this institution, I am more aware of what my own personal values are.	CCC01n	1	Strongly disagree	2	1	49	2	4.3	4.1 *	.18
		2	Disagree	7	3	88	3			
		3	Neither agree/disagree	19	10	467	14			
		4	Agree	78	38	1,509	44			
		5	Strongly agree	98	48	1,288	38			
		Total		204	100	3,401	100			

*p<.05, **p<.01, ***p<.001 (2-tailed); Refer to the endnotes page for the key to triangle symbols.

First-Year Students

Item wording or description	Variable name	Values ^c	Response options	Frequency Distributions ^a				Statistical Comparisons ^b		
				Regent		CCC&U		Regent	CCC&U	Effect size ^d
				Count	%	Count	%	Mean	Mean	
o. As a result of my experience at this institution, my values are more consistent with a Christian worldview and lifestyle.	CCC01o	1	Strongly disagree	5	3	98	3	4.1	3.9 ***	.24
		2	Disagree	1	1	155	4			
		3	Neither agree/disagree	39	18	772	23			
		4	Agree	70	36	1,344	40			
		5	Strongly agree	88	42	1,025	30			
		Total		203	100	3,394	100			
p. This institution has reinforced values that I have always held.	CCC01p	1	Strongly disagree	4	2	63	2	4.3	4.0 ***	.38
		2	Disagree	3	2	152	4			
		3	Neither agree/disagree	16	7	660	19			
		4	Agree	83	42	1,528	45			
		5	Strongly agree	96	47	990	29			
		Total		202	100	3,393	100			
q. This institution has challenged me to critically evaluate and reconsider values that I have always held.	CCC01q	1	Strongly disagree	8	4	75	2	3.8	3.7	.08
		2	Disagree	21	10	276	8			
		3	Neither agree/disagree	37	18	857	25			
		4	Agree	77	39	1,433	43			
		5	Strongly agree	61	30	754	22			
		Total		204	100	3,395	100			
r. As a result of my experience at this institution, I have learned principles of Christian leadership.	CCC01r	1	Strongly disagree	4	2	67	2	4.2	3.9 ***	.36
		2	Disagree	4	2	172	5			
		3	Neither agree/disagree	20	9	702	20			
		4	Agree	87	44	1,557	46			
		5	Strongly agree	88	43	904	27			
		Total		203	100	3,402	100			
s. Faculty at my institution do a good job using technology to improve classroom instruction.	CCC01s	1	Strongly disagree	6	3	52	2	4.0	3.9	.02
		2	Disagree	8	4	162	4			
		3	Neither agree/disagree	39	19	614	18			
		4	Agree	82	41	1,721	51			
		5	Strongly agree	66	33	844	26			
		Total		201	100	3,393	100			
t. I would take classes over the Internet at my institution if given the opportunity.	CCC01t	1	Strongly disagree	10	5	401	12	4.2	3.3 ***	.69
		2	Disagree	12	5	532	15			
		3	Neither agree/disagree	33	15	889	25			
		4	Agree	38	18	910	27			
		5	Strongly agree	109	57	663	20			
		Total		202	100	3,395	100			

Seniors

Item wording or description	Variable name	Values ^c	Response options	Frequency Distributions ^a				Statistical Comparisons ^b		
				Regent		CCC&U		Regent	CCC&U	Effect size ^d
				Count	%	Count	%	Mean	Mean	
1. How much do you agree or disagree with the following statements?										
a. I have a personally meaningful relationship with God.	CCC01a	1	Strongly disagree	3	1	71	2	4.7	4.4 ***	.34
		2	Disagree	2	1	78	2			
		3	Neither agree/disagree	13	5	291	9			
		4	Agree	43	15	954	28			
		5	Strongly agree	221	78	2,012	59			
		Total		282	100	3,406	100			
b. My relationship with God contributes to my sense of well-being.	CCC01b	1	Strongly disagree	3	1	69	2	4.7	4.4 ***	.35
		2	Disagree	2	1	88	3			
		3	Neither agree/disagree	17	6	280	9			
		4	Agree	30	11	937	27			
		5	Strongly agree	230	81	2,023	60			
		Total		282	100	3,397	100			
c. The way I do things from day to day is often affected by my relationship with God.	CCC01c	1	Strongly disagree	3	1	81	2	4.5	4.2 ***	.35
		2	Disagree	4	2	136	4			
		3	Neither agree/disagree	24	9	459	14			
		4	Agree	58	21	1,090	32			
		5	Strongly agree	192	68	1,634	48			
		Total		281	100	3,400	100			
d. Even if the people around me were opposed to my Christian convictions, I would still hold fast to them.	CCC01d	1	Strongly disagree	3	1	51	2	4.6	4.3 ***	.34
		2	Disagree	3	1	44	1			
		3	Neither agree/disagree	18	7	395	12			
		4	Agree	48	17	1,098	32			
		5	Strongly agree	210	75	1,808	53			
		Total		282	100	3,396	100			
e. I believe that I need to be open to consider new insights and truths about my faith.	CCC01e	1	Strongly disagree	2	1	41	1	4.2	4.2	.01
		2	Disagree	6	2	54	2			
		3	Neither agree/disagree	45	16	421	12			
		4	Agree	100	36	1,455	43			
		5	Strongly agree	129	46	1,421	42			
		Total		282	100	3,392	100			
f. General education (Liberal Arts) courses at this institution help students develop values that are consistent with faith in Jesus Christ.	CCC01f	1	Strongly disagree	4	1	87	3	4.3	3.9 ***	.41
		2	Disagree	2	1	177	5			
		3	Neither agree/disagree	47	16	721	22			
		4	Agree	84	30	1,383	40			
		5	Strongly agree	145	52	1,024	31			
		Total		282	100	3,392	100			
g. Courses in my major have helped me think about how Christian values relate to my future profession.	CCC01g	1	Strongly disagree	7	2	57	2	4.4	4.2 ***	.27
		2	Disagree	2	1	129	3			
		3	Neither agree/disagree	25	9	391	12			
		4	Agree	81	29	1,365	41			
		5	Strongly agree	167	60	1,447	42			
		Total		282	100	3,389	100			

Seniors

Item wording or description	Variable name	Values ^c	Response options	Frequency Distributions ^a				Statistical Comparisons ^b		
				Regent		CCC&U		Regent	CCC&U	Effect size ^d
				Count	%	Count	%	Mean	Mean	
h. When appropriate, professors here take time to talk about their values and personal beliefs in class.	CCC01h	1	Strongly disagree	3	1	32	1	4.1	4.2	-.08
		2	Disagree	9	3	97	3			
		3	Neither agree/disagree	50	18	357	11			
		4	Agree	109	39	1,572	46			
		5	Strongly agree	110	40	1,327	39			
		Total		281	100	3,385	100			
i. Faculty here interact with students outside of class in ways that help us clarify our personal values.	CCC01i	1	Strongly disagree	12	4	67	2	3.6	3.9 ***	-.29
		2	Disagree	10	3	198	6			
		3	Neither agree/disagree	125	44	831	25			
		4	Agree	76	27	1,343	40			
		5	Strongly agree	56	21	937	28			
		Total		279	100	3,376	100			
j. There is an environment on this campus that encourages me to develop values which reflect my faith in Jesus Christ.	CCC01j	1	Strongly disagree	6	2	65	2	4.1	4.1	-.05
		2	Disagree	4	1	112	3			
		3	Neither agree/disagree	75	26	513	16			
		4	Agree	79	29	1,360	40			
		5	Strongly agree	114	41	1,328	39			
		Total		278	100	3,378	100			
k. At my institution, I am challenged to think about issues from a Christian perspective.	CCC01k	1	Strongly disagree	3	1	40	1	4.6	4.2 ***	.41
		2	Disagree	0	0	89	3			
		3	Neither agree/disagree	15	6	366	11			
		4	Agree	75	27	1,412	42			
		5	Strongly agree	188	66	1,471	43			
		Total		281	100	3,378	100			
l. This institution has helped me to critically evaluate whether or not my behavior is consistent with Christian values.	CCC01l	1	Strongly disagree	4	1	64	2	4.3	4.0 ***	.34
		2	Disagree	2	1	156	4			
		3	Neither agree/disagree	38	14	554	16			
		4	Agree	84	31	1,441	42			
		5	Strongly agree	151	54	1,161	35			
		Total		279	100	3,376	100			
m. This institution encourages students to worship God in meaningful ways.	CCC01m	1	Strongly disagree	5	2	60	2	4.4	4.2 ***	.33
		2	Disagree	0	0	119	3			
		3	Neither agree/disagree	25	9	428	13			
		4	Agree	87	31	1,427	41			
		5	Strongly agree	163	59	1,345	40			
		Total		280	100	3,379	100			
n. As a result of my experience at this institution, I am more aware of what my own personal values are.	CCC01n	1	Strongly disagree	3	1	41	1	4.4	4.2 **	.21
		2	Disagree	5	2	80	2			
		3	Neither agree/disagree	21	7	383	12			
		4	Agree	98	35	1,407	41			
		5	Strongly agree	150	54	1,466	43			
		Total		277	100	3,377	100			

Seniors

Item wording or description	Variable name	Values ^c	Response options	Frequency Distributions ^a				Statistical Comparisons ^b		
				Regent		CCC&U		Regent	CCC&U	Effect size ^d
				Count	%	Count	%	Mean	Mean	
o. As a result of my experience at this institution, my values are more consistent with a Christian worldview and lifestyle.	CCC01o	1	Strongly disagree	4	1	122	4	4.3	3.9 ***	.35
		2	Disagree	10	3	196	6			
		3	Neither agree/disagree	39	14	708	21			
		4	Agree	81	29	1,193	35			
		5	Strongly agree	142	52	1,150	35			
		Total		276	100	3,369	100			
p. This institution has reinforced values that I have always held.	CCC01p	1	Strongly disagree	4	1	115	4	4.3	3.8 ***	.43
		2	Disagree	7	2	287	8			
		3	Neither agree/disagree	25	9	650	19			
		4	Agree	112	40	1,350	40			
		5	Strongly agree	129	47	965	30			
		Total		277	100	3,367	100			
q. This institution has challenged me to critically evaluate and reconsider values that I have always held.	CCC01q	1	Strongly disagree	5	2	72	2	4.0	3.9 *	.13
		2	Disagree	18	7	219	6			
		3	Neither agree/disagree	43	15	686	20			
		4	Agree	110	40	1,443	42			
		5	Strongly agree	99	36	948	29			
		Total		275	100	3,368	100			
r. As a result of my experience at this institution, I have learned principles of Christian leadership.	CCC01r	1	Strongly disagree	4	1	93	3	4.4	4.0 ***	.43
		2	Disagree	6	2	164	5			
		3	Neither agree/disagree	20	7	600	18			
		4	Agree	96	35	1,405	41			
		5	Strongly agree	151	55	1,101	34			
		Total		277	100	3,363	100			
s. Faculty at my institution do a good job using technology to improve classroom instruction.	CCC01s	1	Strongly disagree	5	2	62	2	4.2	4.0 ***	.29
		2	Disagree	7	2	205	6			
		3	Neither agree/disagree	43	15	582	16			
		4	Agree	91	32	1,604	48			
		5	Strongly agree	131	48	916	29			
		Total		277	100	3,369	100			
t. I would take classes over the Internet at my institution if given the opportunity.	CCC01t	1	Strongly disagree	14	5	418	12	4.2	3.4 ***	.64
		2	Disagree	16	6	544	15			
		3	Neither agree/disagree	25	9	709	20			
		4	Agree	58	21	862	26			
		5	Strongly agree	163	59	840	26			
		Total		276	100	3,373	100			

First-Year Students

Variable name	N	Mean		Standard error ^f		Standard deviation ^g		DF ^h	Sig. ⁱ	Effect size ^d
		Regent	CCC&U	Regent	CCC&U	Regent	CCC&U			
CCC01a	205	4.66	4.32	.052	.018	0.75	0.88	257	.000	.39
CCC01b	204	4.67	4.34	.050	.018	0.71	0.88	262	.000	.38
CCC01c	204	4.50	4.10	.062	.020	0.89	0.97	2,539	.000	.42
CCC01d	203	4.66	4.24	.050	.018	0.71	0.89	259	.000	.48
CCC01e	203	4.18	4.15	.066	.017	0.95	0.82	230	.569	.05
CCC01f	204	4.29	3.91	.064	.019	0.92	0.92	2,534	.000	.41
CCC01g	205	4.44	4.02	.058	.020	0.83	0.95	2,529	.000	.45
CCC01h	204	3.82	4.09	.077	.017	1.10	0.84	225	.001	-.30
CCC01i	205	3.46	3.73	.072	.019	1.03	0.92	234	.000	-.29
CCC01j	202	4.03	4.17	.066	.018	0.94	0.86	231	.050	-.16
CCC01k	204	4.47	4.22	.056	.017	0.80	0.82	2,519	.000	.31
CCC01l	205	4.28	4.05	.065	.019	0.92	0.90	240	.001	.25
CCC01m	204	4.43	4.26	.056	.017	0.80	0.81	2,513	.004	.21
CCC01n	205	4.29	4.14	.058	.018	0.84	0.86	2,515	.012	.18
CCC01o	204	4.14	3.90	.065	.020	0.93	0.98	2,509	.001	.24
CCC01p	203	4.30	3.96	.060	.019	0.85	0.91	2,506	.000	.38
CCC01q	205	3.82	3.74	.075	.020	1.07	0.97	2,510	.252	.08
CCC01r	204	4.24	3.90	.060	.019	0.86	0.92	2,515	.000	.36
CCC01s	203	3.96	3.94	.070	.018	0.99	0.87	230	.851	.02
CCC01t	203	4.16	3.29	.082	.027	1.17	1.28	247	.000	.69





Seniors

Variable name	N	Mean		Standard error ^f		Standard deviation ^g		DF ^h	Sig. ⁱ	Effect size ^d
	Regent	Regent	CCC&U	Regent	CCC&U	Regent	CCC&U	Comparisons with: CCC&U		
CCC01a	282	4.69	4.39	.041	.017	0.69	0.90	381	.000	.34
CCC01b	282	4.71	4.40	.042	.017	0.71	0.90	378	.000	.35
CCC01c	281	4.53	4.19	.048	.018	0.80	0.98	367	.000	.35
CCC01d	282	4.63	4.34	.044	.016	0.74	0.86	359	.000	.34
CCC01e	282	4.23	4.23	.050	.015	0.84	0.82	3,134	.887	.01
CCC01f	282	4.30	3.91	.051	.018	0.86	0.98	3,134	.000	.41
CCC01g	282	4.43	4.18	.051	.017	0.86	0.89	3,132	.000	.27
CCC01h	281	4.13	4.19	.053	.015	0.88	0.82	3,128	.211	-.08
CCC01i	279	3.57	3.85	.059	.018	0.99	0.96	3,117	.000	-.29
CCC01j	278	4.06	4.11	.057	.017	0.95	0.93	3,119	.434	-.05
CCC01k	281	4.58	4.23	.041	.016	0.70	0.84	367	.000	.41
CCC01l	279	4.34	4.03	.050	.018	0.84	0.93	3,118	.000	.34
CCC01m	280	4.45	4.15	.047	.017	0.79	0.91	3,120	.000	.33
CCC01n	277	4.40	4.23	.048	.016	0.79	0.84	3,116	.001	.21
CCC01o	276	4.27	3.91	.055	.020	0.92	1.05	3,108	.000	.35
CCC01p	277	4.29	3.84	.050	.020	0.84	1.05	368	.000	.43
CCC01q	275	4.02	3.89	.059	.018	0.97	0.97	3,107	.034	.13
CCC01r	277	4.39	3.98	.049	.019	0.82	0.99	3,105	.000	.43
CCC01s	277	4.22	3.96	.055	.017	0.92	0.92	332	.000	.29
CCC01t	276	4.24	3.40	.068	.025	1.14	1.33	353	.000	.64

Endnotes

- a. Column percentages are weighted by institution-reported sex and enrollment status (and institution size for comparison groups). Percentages may not sum to 100 due to rounding. Counts are unweighted; column percentages cannot be replicated from counts. Comparison group details are in the Selected Comparison Groups report, linked in the Data & Reports table on the Institution Interface.
- b. All statistics are weighted by institution-reported sex and enrollment status (and institution size for comparison groups). Unless otherwise noted, statistical comparisons are two-tailed independent t-tests. Items with categorical response sets are left blank.
- c. These are the values used to calculate means. For the majority of items, these values match the codes in the data file and codebook.
- d. Effect size for independent *t*-tests uses Cohen's *d*; *z*-tests use Cohen's *h*.
- e. Statistics are weighted by institution-reported sex and enrollment status (and institution size for comparison groups). Categorical items are not listed.
- f. The 95% confidence interval for the population mean is equal to the sample mean plus or minus 1.96 times the standard error of the mean.
- g. A measure of the amount individual scores deviate from the mean of all the scores in the distribution.
- h. Degrees of freedom used to compute the t-tests. Values differ from *N*s due to weighting and whether equal variances were assumed.
- i. Statistical comparisons are two-tailed independent *t*-tests or *z*-tests. Statistical significance represents the probability that the difference between your students' mean and that of the students in the comparison group is due to chance.
- j. Statistical comparison uses *z*-test to compare the proportion who responded (depending on the item) "Done or in progress" or "Yes" with all who responded otherwise.
- k. Mean represents the proportion who responded (depending on the item) "Done or in progress" or "Yes."

Key to symbols:

-  **Your students' average** was significantly higher ($p < .05$) with an effect size at least .3 in magnitude.
-  **Your students' average** was significantly higher ($p < .05$) with an effect size less than .3 in magnitude.
-  **Your students' average** was significantly lower ($p < .05$) with an effect size less than .3 in magnitude.
-  **Your students' average** was significantly lower ($p < .05$) with an effect size at least .3 in magnitude.

Note: It is important to interpret the direction of differences relative to item wording and your institutional context. You may not see all of these symbols in your report

Consortium Coordinator

Nita Stemmler, Program Consultant, Council for Christian Colleges & Universities, nstemmler@cccu.org